



Newsletter Friday 6th November 2025

[Kingmoor Nursery and Infant School](#)

SAFETY & PARKING AROUND SCHOOL

We ask parents and carers to be considerate around school and help to keep everyone safe and also to be respectful towards our neighbours.

Please can people park in permitted areas only and do not park on the yellow zig-zags or on yellow lines, block resident driveways, park on the grass verges or in the resident only parking behind the shops.

Please watch out for our Little People outside school as a reminder of where you should not be parking.

Thank you for helping us to keep everyone safe around school.

Pantomime in School

Please can parents make payment for the Pantomime by this Monday 10th November on Eduspot at the latest.

School relies on families to support with the cost of the production and other activities in school otherwise we would not be able to provide all children with these fantastic opportunities.

Please contact the school office if you are unable to make payment, thank you.



Individual Children Photographs



The photographer will be in school on Monday 10th November to take the children's individual photographs.

The children will bring home a slip with their personal code and instructions so you can order their photographs, please be aware the photos will not be available to view until the end of the week.

Uniform order

A uniform order will be placed with our suppliers on Monday 11th November. If you would like to order uniform for your child please do this before lunchtime Monday on Eduspot, orders will take approximately 2-3 weeks to arrive in school and will come home with your child.

Children In Need



Next Friday we are supporting the Children In Need and children can come to school wearing non-uniform or Children In Need spotty clothing.

£1 donations are welcomed please for this amazing charity.

WE ARE SO EXCITED!



Following the Tesco Stronger Starts vote in our local Tesco stores, our Sensory Room Project has been chosen by Tesco Customers to receive a grant award of £1,000.00!

THANK YOU to everyone who supported us. Watch this space and we will share photos of our developments

<https://www.tescopl.com/sustainability/stronger-starts>

Class Ambassadors

The school Ambassadors this year are....

Reception

Sienna Brandi Casey

Year 1

Maggie Maya Parker

Year 2


Luca Myla George

Already they have got to work by helping to keep the playground areas tidy by litter picking each week, making videos to send to our new friends in Uganda and Year 2 attending a Schools Remembrance service in town - I look forward to working with them throughout the year!

Mrs Brumpton











Open Evening

What an amazing turnout for our Open Evening, thank you to everyone who came along. Thank you to our kitchen staff who provided delicious food for families to try which went down a treat and school looked very welcoming with many of the staff showing the families around.

If you weren't able to make it please make an appointment to come and arrange a tour of school.

If your child is due to start Reception in September 2026, please remember to make your application for school by 15th January 2026 by following this link:

<https://www.cumberland.gov.uk/schools-and-education/apply-school-place-or-change-schools/apply-reception-place>



The poster features the Cumberland Council logo at the top left, which includes a stylized green flower and waves. Below the logo is a photograph of four children in school uniforms. The main text is on a dark blue background with white text. A white speech bubble on the right contains the deadline information. At the bottom, there is a green button with the website address.

Cumberland Council

Parents/carers are responsible for applying for a school place by **15 January 2026**

Starting School
Children born between
1 September 2021
and **31 August 2022**
can start school in **September 2026**

You can apply online at: www.cumberland.gov.uk
or contact: 01228 221582
or email school.admissions@cumberland.gov.uk

cumberland.gov.uk

Live Phonics Session

Thank you to all the parents who joined the live Read Write Inc session on Wednesday afternoon.

We are looking forward to hosting a session for Year 2 parents at 2.45pm Thursday 13th November.

In Nursery this week....

The nursery children have loved working together to create shared art pieces, collaborating creatively and taking great pride in their finished masterpieces.











Nursery Termly Overview Autumn 2

Nursery – Autumn Term 2 – What are we learning this half term?																
Our learning power this half term is: Imagining.																
<p>Personal, Social and Emotional Development This half term we will:</p> <p>JIGSAW PSHE- Celebrating differences:</p> <ul style="list-style-type: none"> I will know how it feels to be proud of myself, I will know why I am special and unique, I will know that all families are different, I will know that there are lots of different houses and homes, I will know how I can make new friends, I can use my words to 	<p>Literacy -</p> <p>This half term we will:</p> <ul style="list-style-type: none"> Continue to develop our phase 1 phonics knowledge: Rhythm and Rhyme, and Alliteration. Develop our pre-writing skills through making attempts at writing the first 3 Pre-writing shapes. Engage in extended conversations about the structured stories we are focusing on and learning the new vocabulary highlighted in 	<p>Understanding of the World - This half term we will:</p> <ul style="list-style-type: none"> Know about seasonal changes: We will know that the season is changing from Autumn to Winter. We will know how to describe similarities and differences between Autumn and Winter. We will know the different weather types that we may come across in Winter. We will know that we wear different clothes for different weather. We will develop chronological understanding, knowing how to ordering photos of ourselves. We Re-tell simple past events related to our own 														
<p>Physical Development - This half term we will:</p> <ul style="list-style-type: none"> Know how to confidently crawl and climb in, out, over and under obstacles. Develop our static and dynamic balance on a range of equipment and obstacles, e.g., logs, planks and blocks, knowing to put our arms out to help us when we are unsure. Be increasingly independent as we get dressed and undressed, for example, putting coats on and doing up zips, putting on/taking off wet suits, putting on/taking off welly boots, putting on dressing up clothes. Know how to use our dominant hand to apply pressure to make some recognisable marks (Pre-writing shapes) 	<p>Maths - This half term we will be:</p> <table border="1"> <thead> <tr> <th>Week</th> <th>Objectives</th> </tr> </thead> <tbody> <tr> <td>1</td> <td> <ul style="list-style-type: none"> Recognise the colour red Children identify matching shapes and begin to identify how they are the same or not Recognise the colour blue Children identify matching shapes and begin to identify how they are the same or not Recognise the colour green Children identify matching shapes and begin to identify how they are the same or not </td> </tr> <tr> <td>2</td> <td> <ul style="list-style-type: none"> Recognise the colour purple Children identify matching shapes and begin to identify how they are the same or not Recognise the colour orange Children identify matching shapes and begin to identify how they are the same or not Recognise the colour yellow Children identify matching shapes and begin to identify how they are the same or not </td> </tr> <tr> <td>3</td> <td> <ul style="list-style-type: none"> Recognise the colour pink Children identify matching shapes and begin to identify how they are the same or not Recognise the colour brown Children identify matching shapes and begin to identify how they are the same or not Recognise the colour grey Children identify matching shapes and begin to identify how they are the same or not </td> </tr> <tr> <td>4</td> <td> <ul style="list-style-type: none"> Recognise the colour black Children identify matching shapes and begin to identify how they are the same or not Recognise the colour white Children identify matching shapes and begin to identify how they are the same or not </td> </tr> <tr> <td>5</td> <td> <ul style="list-style-type: none"> Recognise the colour silver Children identify matching shapes and begin to identify how they are the same or not Recognise the colour gold Children identify matching shapes and begin to identify how they are the same or not </td> </tr> <tr> <td>6</td> <td> <ul style="list-style-type: none"> Recognise the colour bronze Children identify matching shapes and begin to identify how they are the same or not Recognise the colour copper Children identify matching shapes and begin to identify how they are the same or not </td> </tr> </tbody> </table>	Week	Objectives	1	<ul style="list-style-type: none"> Recognise the colour red Children identify matching shapes and begin to identify how they are the same or not Recognise the colour blue Children identify matching shapes and begin to identify how they are the same or not Recognise the colour green Children identify matching shapes and begin to identify how they are the same or not 	2	<ul style="list-style-type: none"> Recognise the colour purple Children identify matching shapes and begin to identify how they are the same or not Recognise the colour orange Children identify matching shapes and begin to identify how they are the same or not Recognise the colour yellow Children identify matching shapes and begin to identify how they are the same or not 	3	<ul style="list-style-type: none"> Recognise the colour pink Children identify matching shapes and begin to identify how they are the same or not Recognise the colour brown Children identify matching shapes and begin to identify how they are the same or not Recognise the colour grey Children identify matching shapes and begin to identify how they are the same or not 	4	<ul style="list-style-type: none"> Recognise the colour black Children identify matching shapes and begin to identify how they are the same or not Recognise the colour white Children identify matching shapes and begin to identify how they are the same or not 	5	<ul style="list-style-type: none"> Recognise the colour silver Children identify matching shapes and begin to identify how they are the same or not Recognise the colour gold Children identify matching shapes and begin to identify how they are the same or not 	6	<ul style="list-style-type: none"> Recognise the colour bronze Children identify matching shapes and begin to identify how they are the same or not Recognise the colour copper Children identify matching shapes and begin to identify how they are the same or not 	<p>Expressive Art and Design</p> <p>This half term we will:</p> <ul style="list-style-type: none"> Know how to Show different emotions in our paintings, like happiness, sadness Know how to use playdough and plasticine to sculpt specific ideas. Know how to use simple objects and paint to print e.g. cotton reels / vegetables Draw with increasing complexity and detail, such as representing a face with a circle and including details. Begin to show interest in others' performances (Christmas performances, Pantomime performance, singing performances) Express preferences about different types of music / performance. (linked to classroom music area/ Pantomime/ Christmas songs)
Week	Objectives															
1	<ul style="list-style-type: none"> Recognise the colour red Children identify matching shapes and begin to identify how they are the same or not Recognise the colour blue Children identify matching shapes and begin to identify how they are the same or not Recognise the colour green Children identify matching shapes and begin to identify how they are the same or not 															
2	<ul style="list-style-type: none"> Recognise the colour purple Children identify matching shapes and begin to identify how they are the same or not Recognise the colour orange Children identify matching shapes and begin to identify how they are the same or not Recognise the colour yellow Children identify matching shapes and begin to identify how they are the same or not 															
3	<ul style="list-style-type: none"> Recognise the colour pink Children identify matching shapes and begin to identify how they are the same or not Recognise the colour brown Children identify matching shapes and begin to identify how they are the same or not Recognise the colour grey Children identify matching shapes and begin to identify how they are the same or not 															
4	<ul style="list-style-type: none"> Recognise the colour black Children identify matching shapes and begin to identify how they are the same or not Recognise the colour white Children identify matching shapes and begin to identify how they are the same or not 															
5	<ul style="list-style-type: none"> Recognise the colour silver Children identify matching shapes and begin to identify how they are the same or not Recognise the colour gold Children identify matching shapes and begin to identify how they are the same or not 															
6	<ul style="list-style-type: none"> Recognise the colour bronze Children identify matching shapes and begin to identify how they are the same or not Recognise the colour copper Children identify matching shapes and begin to identify how they are the same or not 															
<p>Communication and Language -</p> <p>This half term we will be</p> <ul style="list-style-type: none"> Enjoying listening to a range of stories, developing focus and concentration needed to listen to stories of longer length and remembering what has happened. Know how to echo read / copy my voice in CLSP Early Foundations Structured Story Times. 																

Reception Curriculum Overview Autumn 2

Reception – Autumn 2 – What are we learning this half term?		
Our learning power this half term is Imagining		
<p>Personal, Social and Emotional Development</p> <p>This half term we will</p> <ul style="list-style-type: none"> Use Emotional ABCs to help us learn ways to manage and understand our own emotions. Celebrate differences, learning how it feels to belong and that we are all similar and different. Understand what being proud means. Identify some ways we can be different and the same as others. Recognise emotions e.g. when someone is upset, frightened or angry. 	<p>Literacy –</p> <p>This half term we will</p> <ul style="list-style-type: none"> Continue to learn phonics through Read Write Inc sessions. This will be as groups across the three classes. Focus on the stories: <ul style="list-style-type: none"> Learn correct letter formation. <p>The Three Billy Goats Gruff Mouse, Deer and Tiger The King and the Moon</p> <ul style="list-style-type: none"> Learn that stories have problems in them Sing, chorally speak and map stories Stop the stories to develop understanding of sequence Mime and act out stories Learn to tell stories independently Recycle a story Create our own stories using a matrix 	<p>Understanding of the World</p> <p>This half term we will be</p> <ul style="list-style-type: none"> Learning how and why people celebrate Bonfire Night Thinking about our own lives in the past. Learning how life was different for our parents and grandparents Learning how and why some people celebrate Hanukkah and the food that people eat at Hanukkah Think about how technology has changed over time. Learning about Christmas traditions from around the World.
<p>Physical Development</p> <p>This half term we will be</p> <ul style="list-style-type: none"> Learning how to negotiate space and change direction. Increase awareness of space and move/control objects safely around others Learning how to balance. Developing our scissor skills. 	<p>Maths</p> <p>This half term we will</p> <ul style="list-style-type: none"> continue to deepen our understanding of numbers to five subitise up to five items and to count forwards and backwards accurately using the counting principals. represent objects using five frames and know that if the frame is full then there are five Explore one more and one less and predict how many there will be if we add one or take one away Recognise shapes with 3 and 4 sides and experiment with orientation Begin to talk about day and night and associated vocabulary e.g. before, after, today, tomorrow Use and understand positional language. 	<p>Expressive Art and Design</p> <p>This half term we will be</p> <ul style="list-style-type: none"> Experimenting with mixing colours Learning that we can mix media to create a collage Learning songs and performing our Nativity show. Learning about Paul Kee and his artwork. Sharing own opinions on pieces of art and music and starting to say why we like or don't like them. Imitating Art that we see using our observational skills.
<p>Communication and Language</p> <p>This half term we will</p> <ul style="list-style-type: none"> Describe experiences using some details Learn to listen to each other carefully and understand why this is important Know how to ask questions and give appropriate answers in context Recount and retell stories picking out key details and events Speak in full sentences and use appropriate tenses. 		

Year 1 Curriculum Overview Autumn 2

Year 1 – Autumn 2 – What are we learning this half term?		
<p>PSHE – Celebrating Differences</p> <p>This half term we will be celebrating our differences, learning about bullying and how to be a good friend.</p>	<p>English –</p> <p>This half term we will be basing our writing on stories with familiar settings and be creating our own story.</p> <p>We will be learning about instructional writing and write instructions for how to make a moving pictures and creating shape poems.</p> <p>Reading</p> <p>This half term we will be reading 'The Storm Whale,' 'The Owl and the Pussycat' and 'Aesops Fables – The Boy Who Cried Wolf.'</p>	<p>Religious Education</p> <p>This half term we will be learning about Christianity and why people give special gifts to each other. We will also be learning about The Christmas Story.</p>
<p>Science – Materials</p> <p>This half term we will be learning to distinguish between objects and the material from which it is made. We will learn to identify and name a variety of everyday materials and describe their properties. We will also compare and group together a variety of materials in different ways.</p>		<p>Geography – Continents and Oceans</p> <p>This half term we will be learning to name and locate the 7 continents and 5 oceans using atlases and globes. We will be naming, locating and identifying the characteristics of the 4 countries and the capital cities of the United Kingdom.</p>
<p>Physical Education</p> <p>This half term we will be working with a multi-skills sports coach every Monday to develop our ball skills with throwing and catching.</p> <p>We will be continuing gymnastics and learning how to do a range of rolls and jumps.</p>	<p>Our learning power this half term is Imagining</p> <p>Maths</p> <p>This half term we will be...</p> <p>Learning our number bonds within and up to 10.</p> <p>We will be learning addition, through adding together and adding more. We will be solving addition problems.</p> <p>We will be exploring the part/whole model and finding the missing parts.</p> <p>We will be explore subtraction by taking away.</p>	<p>Design Technology – Mechanisms and Structures.</p> <p>This half term we will be learning how to push and pull a slider to create a moving picture.</p> <p>We will be looking at structures such as the Leaning Tower of Pisa. We will be learning how to balance and build to create stability.</p>
<p>Music</p> <p>This half term we will be learning the difference between rhythm and pulse. We will be naming a selection of untuned instruments.</p>		<p>Computing</p> <p>This half term we will be learning about online safety and logging onto on Purple Mash. We will also be creating pictograms.</p>

Year 2 Curriculum Overview Autumn 2

Year 2 – Autumn 2 – What are we learning this half term?		
<p>PSHE This half term we will be celebrating our differences, learning about bullying and also how to be a good friend.</p>	<p>English - This half term we will be writing formal invitations and stories from other cultures.</p> <p>We will be learning how to use statement and command sentences and how to use adjectives, adverbs and noun phrases to add detail to our writing. We will also be learning how to edit and improve our writing.</p>	<p>Religious Education This half term we will be learning about Christianity and how Jesus showed kindness to others. We will also be learning about The Christmas Story.</p>
<p>Science – Living Things This half term we will be.... Recognising how animals have offspring which grow into adults. Finding out about and describing the basic needs of animals including humans, for survival. Describing the importance of humans for exercise, eating the right amounts of different types of food, and hygiene.</p>	<p>Our learning power this half term is Imagining</p>	<p>History/Geography– In History, we will be continuing our learning about the Great Fire of London and the effect the fire had on London. In Geography, we will be learning where London and Kenya are and what human and physical features they have, and learning about Nairobi and what it is like.</p>
<p>Physical Education This half term we will be.... Doing gymnastics and learning how to complete different rolls correctly and travelling across equipment in different ways using different balances. We will also be learning different ball skills with an outside sports coach.</p>		<p>Maths This half term we will be...</p> <p>Adding and subtracting numbers using partitioning and the column method.</p> <p>Solving problems involving addition and subtraction.</p>
<p>Music This half term we will be... Focusing on controlling our voices and practicing singing as a choir. We will be using the terms pitch, rhythm, pulse and dynamic.</p>	<p>Identifying 2D and 3D shapes, Describing the properties of 2D and 3D shapes.</p>	<p>Computing- Making Music/Questioning This half term we will be exploring and combining sounds as well as creating our own music to depict feelings, We will learn how to create a binary tree and how to sort information using yes/no questions.</p>

Flu Vaccinations



Private and Confidential

School-Aged Immunisation Service
Immunisation Team
2nd Floor
Capital Building
Hilltop Heights
London Road
Carlisle
Cumbria
CA1 2NS

Dear Parent/Carer

Your child's annual flu vaccination is now due.

This vaccination programme is in place to help protect your child against flu. The vaccine will help prevent them catching the flu. Vaccinating your child will also help protect vulnerable friends and family by reducing the spread of flu.

The intra-nasal flu vaccine is the most effective protection for your child against flu.

The online consent can be accessed via any online device. Please click on the following link or QR Code which will direct you to an online consent form for you to complete using the following school code

[Flu Vaccination Consent Form](#)



SCHOOL CODE: CM112230

This link will close 1 week prior to the session.

Session Date: Wednesday 26.11.25

If you decide you do not want your child to receive the flu vaccination, please complete a no consent form. (Still use the above link)

If in the past you have refused the intra-nasal flu vaccine due to porcine gelatine content, please follow the guidance on the flu consent form. The intramuscular (IM) flu vaccination can be given in school from year 7 upwards; younger years will be invited to receive it in one of our clinic venues. Contact the school aged immunisation team if you wish to arrange a clinic appointment.

Your child's school will be able to see if you have returned a consent form or not, they will not be able to access any personal information regarding you or your child.


If you have any queries regarding the online consent form or the Flu vaccine please contact the. North Cumbria Integrated Care School Aged Immunisation Service.

Yours sincerely,
North Cumbria Integrated Care School Aged Immunisation Service.


If your child becomes wheezy or has their asthma medication increased after you have completed the on-line form, please inform the immunisation service. For further information see [Protect your child against flu – information for parents and carers of children in primary school or pre-school](#)



Online Safety Newsletter - November 2025



Kingmoor Nursery and Infant School



Knowsley City Learning Centres

Online Safety NewsletterNov 2025

CapCut

CapCut is a video editing app. Their services are intended for those over the age of 13 (those under the age of 18 must have consent from their parent/legal guardian). It is rated as 13+ on the App store.

What can I do on CapCut?

CapCut is used as a video and image editing tool allowing users to edit their videos/ images as well as add music, sound effects, text and stickers.

What should I be aware of?

The templates are user generated, therefore they may not always be appropriate for your child to view, for example may contain adult themes. CapCut includes access to a library of music that can be used within videos that may include explicit lyrics. Premium content – CapCut does include in-app purchases/monthly subscriptions to allow users access to premium content.

Further information

Internet Matters have created this useful guide: <https://www.internetmatters.org/advice/apps-and-platforms/skills-building/capcut/>

Would you like to read this newsletter in a different language? You can use the translate tool on our web version: <https://www.knowsleyvcl.cs.org.uk/november-2025-primary>

WhatsApp Update

School WhatsApp groups


Are you part of a parent WhatsApp group at your child's school? These groups can be useful for sharing information and reminders, but it is important to use them thoughtfully. Here are some tips on how we can ensure they remain positive and respectful:

1. Be considerate – we know messages can sometimes be misinterpreted so carefully think about what you share. These groups should not be used to share criticisms of the school, staff or other parents and children. Any concerns should always be discussed with the school directly.
2. Don't spread rumours – avoid sharing any gossip within the group.
3. Protect privacy - do not share photos or videos of other children.
4. Think before you send – be mindful of the time and if the message is necessary for everyone.

Our children watch how we communicate, so let's model healthy, online communication to them.

WhatsApp Channels

Users should be at least 13 years old to use WhatsApp. If your child is using WhatsApp, then you should be aware of WhatsApp Channels. Channels are a one-way broadcast tool used by companies and individuals to send updates to followers. WhatsApp Channels can be found on the Updates tab. From here you can view a whole host of channels, including channels that will not be age appropriate and may include adult content.



You cannot switch off access to channels and there is no age rating associated with the channels so you would have to access them to know what the content truly is. Kicksafe highlight what you should be aware of: <https://www.kicksafe.eu/en/news/was-sind-whatsapp-kanaele-und-was-muessen-eltern-beachten>

Find out more about WhatsApp channels in general here: <https://faq.whatsapp.com/549900560675129>

Would you like to read this newsletter in a different language? You can use the translate tool on our web version: <https://www.knowsleyvcl.cs.org.uk/november-2025-primary>

Age Ratings

Age ratings exist to help protect your child by showing whether content is suitable for your child's age. Whether your child is viewing films, accessing apps, playing games online or using social media—make sure you check the age rating first to see if your child is old enough.

Popular apps and their age ratings

Here are the age ratings of some of the more popular apps that young people are currently accessing.



For users under 18, a parent or legal guardian's permission may be required to use the service

In addition to checking the age rating, the likes of PEGI (Pan European Game Information) provide further content descriptors, which will give you an indication of the type of content that your child might encounter e.g. violence or bad language within a game.

What else should I review?

It is important to note that whilst age ratings do allow you to see if something may be appropriate for your child, it is also vital to review the content yourself. This will allow you to make an informed decision as to whether it is suitable for your child to access and if it is necessary to apply further parental controls. For example, does it include the ability to communicate with others and are in game/app purchases available?

What else can I do?

- Explain the importance of age ratings to your child and how they protect them.
- Go online together to see what your child is accessing.
- Set up parental controls on your broadband, devices and on any individual apps that your child is using. This will reduce the chances of them accessing or viewing anything unsuitable.
- Chat to your child regularly about what they are doing online and remind your child that if anything is worrying them then they should talk to you or another trusted adult.

Further information

You can find out more here:

<https://parentzone.org.uk/article/age-ratings>

Users of this guide do so at their own discretion. No liability is entered into. Current as of the date released 01.11.25. The inclusion of any links does not imply any affiliation with or endorsement of the linked websites, documents, or videos, nor are we responsible for any updates.

Help to keep children safe online with Techosaurus

The NSPCC have created Techosaurus, friendly dinosaur to assist you in having chats with your child about online safety. It is aimed at younger children and includes a book and activity pack (both chargeable). You can find out more here: <https://www.nspcc.org.uk/advice-for-families/techosaurus/>

Online Roasting

Have you heard of this term? It has been around a while now, but Online Roasting refers to a form of cyberbullying. Roasting typically involves making fun and insulting somebody, sometimes with their consent and other times not.

What can I do?

- Talk to your child about what online roasting is, ask them if they have ever experienced it and what they think about it.
- If this has negatively impacted your child then save any evidence and involve the school (if appropriate). Childline also offer further advice and support in relation to cyberbullying.

Further information

Find out more here:

<https://www.bark.us/blog/online-roasting-signs-cyberbullying/>

What to do when...from CEOP

CEOP Education have published this poster directing you to the relevant information around six different situations, such as what to do to protect your child from online blackmail. You can access it here: <https://www.ceop.education.co.uk/globalassets/professional/resources/wtdw-round-up.pdf>

Talents & Achievements

Well done for your achievements this week!





Stars of the Week!

This half term our Learning power is 'Imagining'



Nursery Stars: Archie S Luca-James S Tilly H Erick M

Nursery Lunchtime Awards: Arthur B Joshua W Asher A Olivia R

Class 1 Star: Azariah

Lunchtime Award: Theodore G

Class 2 Star: Frankie

Lunchtime Award: Frankie P

Class 3 Star: Noah

Lunchtime Award: Eden E

Class 4 Star: Obi

Lunchtime Award: Chase C

Class 5 Star: Thomas

Lunchtime Award: Rosalie D

Class 6 Star: Orla

Lunchtime Award: Charlotte M

Class 7 Star: Matilda

Lunchtime Award: Uzair

Class 8 Star: Billy

Lunchtime Award: Dexter L

Class 9 Star: Albie

Lunchtime Award: George B

School Attendance

Attendance in school this week has been 95.4%.

Calendar Dates

Monday 10 th November	Children's Individual Photographs in school	
Wednesday 12 th November	Pantomime in School – A Christmas Carol	AM
Thursday 13 th November	Year 2 live phonics session	2.45pm
Friday 14 th November	CHILDREN IN NEED – Dress up for Children in Need/non-uniform – raising funds for this charity	
Monday 24 th November	Reception live phonics session	2.45pm
Wednesday 26 th November	Nasal Flu Vaccinations in school for Reception, Year 1 & Year 2 children	
Thursday 27 th November	Lowry Hill Christmas Light Switch On	3.45pm
Wednesday 10 th December	Christmas Performance (AM) – Reception	9.30am
Wednesday 10 th December	Christmas Performance (PM) – Reception	2.30pm
Thursday 11 th December	Christmas Performance (PM) – Year 1	2.30pm
Friday 12 th December	Christmas Performance (AM) – Year 1	9.30am
Monday 15 th December	Christmas Performance (PM) – Year 2	2.30pm
Tuesday 16 th December	Christmas Performance (AM) – Year 2	9.30am
Wednesday 17 th December	Christmas Dinner Day	
Wednesday 17 th December	WINDOW WANDER	
Friday 19 th December	Wear something Christmassy/Christmas Jumper Day – Raising money for Cash4Kids	
Friday 19 th December	Last Day of term	

Menu for week commencing 10th November 2025

	Choice 1	Choice 2	Pudding
Monday	Creamy Cheesy Pasta or Tomato Pasta served with cheesy or tomato & basil sauce, garlic bread and seasonal vegetables	Freshly Made Sandwich Filled with a choice of tuna, ham or cheese served with fresh salad	Vanilla Ice Cream & Fruit or Fresh Fruit or Yoghurt
Tuesday	Kingmoor Kitchen prepared chicken korma or Quorn korma served with naan bread and mixed salad	Freshly Made Wrap Filled with a choice of tuna, ham or cheese served with fresh salad	Chocolate Brownie or Fresh Fruit or Yoghurt
Wednesday	Pork Sausage or 'Meat Free' Sausage Baguette served with hash brown and baked beans	Freshly Made Roll Filled with a choice of tuna, ham or cheese served with fresh salad	Golden Cookie Or Fresh Fruit or Yoghurt
Thursday	Crispy Chicken or Crispy Quorn Fillet served with seasoned potatoes and salad sticks	Freshly Made Sandwich Filled with a choice of tuna, ham or cheese served with fresh salad	Sticky Toffee Pudding, Toffee Sauce & Cream or Fresh Fruit or Yoghurt
Friday	'Fishy Friday' or Cheese Whirls served with skinny fries, spaghetti hoops and vegetables	Freshly Made Wrap Filled with a choice of tuna, ham or cheese served with fresh salad	Mousse (choc/toffee/strawberry) or Fresh Fruit or Yoghurt

Information



Cumberland Council



Cumberland Family Hub.



Longtown Family Hub

Longtown Family Hub,
Mary Street, Longtown, CA6 5UG

Time Together

(SEND Support Group- Term Time only)

Time together is a FREE support group for children aged 0-5 with additional needs and their families.

Monday's, 10.00am - 11.00am
Starting 3 November- 15 December

Baby and Children's Tabletop Sale

Toys, clothes, baby equipment etc.
Come and declutter before Christmas, and buy some new to you things!

Sunday 23 November 10.30-12.30
Burgh by Sands Parish Hall, CA5 6AL



Tables £10. To book contact Emma (07736 772652) or Rebecca (07795 282993).
Supporting Burgh by Sands Playgroup



flu: 5 reasons to vaccinate your child



1. Protect your child

The vaccine will help protect your child against flu and serious complications such as bronchitis and pneumonia

2. Protect you, your family and friends

Vaccinating your child will help protect more vulnerable friends and family

3. No injection needed

The nasal spray is painless and easy to have

4. It's better than having flu

The nasal spray helps protect against flu, has been given to millions of children worldwide and has an excellent safety record

5. Avoid costs

If your child gets flu, you may have to take time off work or arrange alternative childcare

Most children have the nasal spray vaccine which is the preferred vaccine. A vaccine injection is also available which does not contain gelatine from pigs (porcine gelatine).

For more information visit www.nhs.uk/child-flu

Flu **i**mmunisation

Helping to protect children, every winter

© Crown Copyright 2014. Product code: F1024124. UK Health Security Agency licence number: 224604. If you want to order more copies of this poster, please visit: healthcheckorder.gov.uk/healthcheckorder or call 0300 123 1022.

Cumbria Fostering



Become part of Cumbria's biggest Family

Find out about

Fostering



Ready to take the first step on your fostering journey?

Join our online information session from the comfort of your home on **Wednesday 19 November** from 6pm to 7pm and talk to our friendly team and foster carers



SCAN ME

0300 019 0200

cumbriafostering.org.uk



Working for Cumberland Council and Westmorland & Furness Council



FREE TASTER SESSIONS

THURSDAYS	FRIDAYS	SATURDAYS
AGES 4-7 17:00-18:00	AGES 6-10 17:00-18:00	AGES 4-6 09:00-10:00
AGES 8-13 18:00-19:00	AGES 11-15 18:00-19:00	AGES 7-10 10:00-11:00
	VENUE TRINITY SCHOOL SPORTS HALL	AGES 11-15 11:00-12:00



CONTACT US
www.ELITEFOOTBALLCALLITILE.CO.UK 07732 657 482 www.ELITEFOOTBALLCALLITILE.CO.UK